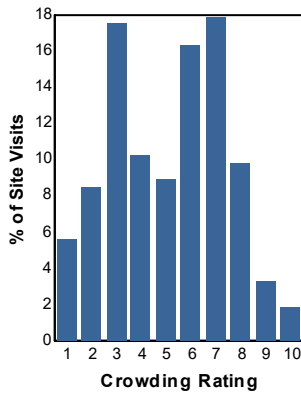


# Crowding Rating

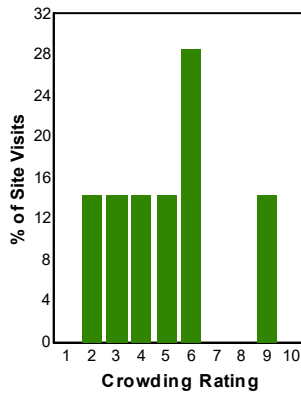
## Percent of Site Visits\* by Crowding Rating and Site Type

Crowding Rating†	Site Types (% of Site Visits)			
	Day Use Developed Sites	Overnight Use Developed Sites	Undeveloped Areas (GFAs)	Designated Wilderness
10 - Overcrowded	1.9	0.0	0.0	0.0
9	3.3	14.3	25.0	0.0
8	9.8	0.0	0.0	0.0
7	17.8	0.0	0.0	0.0
6	16.3	28.6	0.0	0.0
5	9.0	14.3	0.0	0.0
4	10.2	14.3	50.0	0.0
3	17.5	14.3	0.0	0.0
2	8.5	14.3	25.0	0.0
1 - Hardly anyone there	5.6	0.0	0.0	0.0
<b>Average Rating</b>	<b>5.1</b>	<b>5.0</b>	<b>4.8</b>	

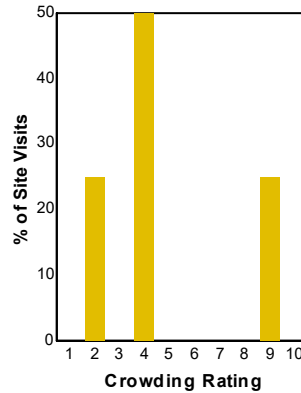
**Day Use Developed Sites**



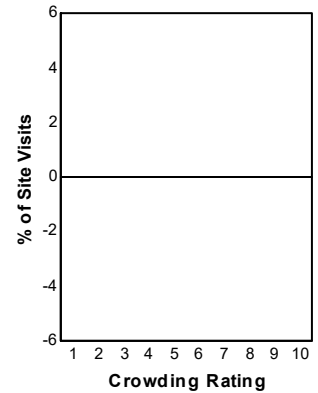
**Overnight Use Developed Sites**



**Undeveloped Areas (GFAs)**



**Designated Wilderness**



Selected Subunits:

Apalachicola NF (National Forests in Florida) (FY 2016)

\* A Site Visit is the entry of one person onto a national forest site or area to participate in recreation activities for an unspecified period of time.

† Survey respondents rated how crowded the site or area they were interviewed at was using a scale of 1 to 10 where 1 meant hardly anyone was there and 10 meant the site or area was overcrowded.