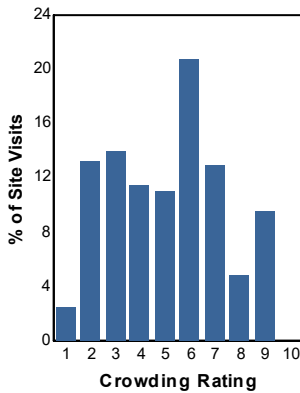


# Crowding Rating

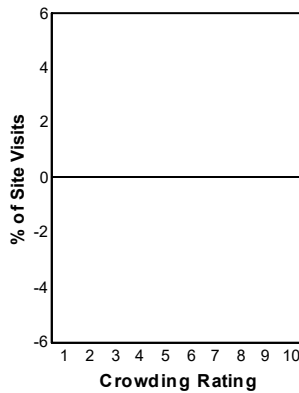
## Percent of Site Visits\* by Crowding Rating and Site Type

Crowding Rating†	Site Types (% of Site Visits)			
	Day Use Developed Sites	Overnight Use Developed Sites	Undeveloped Areas (GFAs)	Designated Wilderness
10 - Overcrowded	0.0	0.0	0.0	0.0
9	9.5	0.0	5.2	0.0
8	4.9	0.0	0.0	0.0
7	13.0	0.0	3.7	0.0
6	20.7	0.0	17.2	0.0
5	11.0	0.0	23.4	0.0
4	11.4	0.0	11.0	0.0
3	13.9	0.0	12.9	0.0
2	13.2	0.0	26.7	0.0
1 - Hardly anyone there	2.4	0.0	0.0	0.0
<b>Average Rating</b>	<b>5.1</b>		<b>4.3</b>	

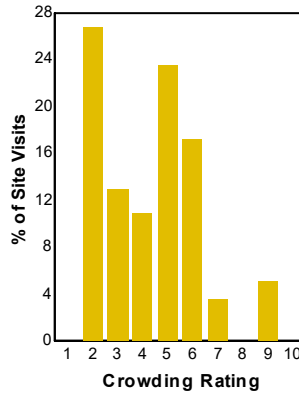
**Day Use Developed Sites**



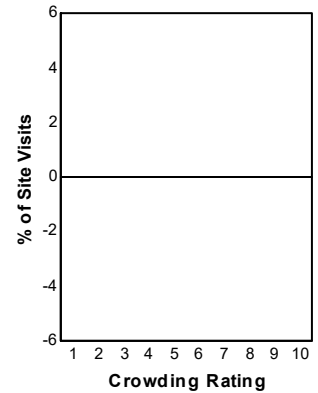
**Overnight Use Developed Sites**



**Undeveloped Areas (GFAs)**



**Designated Wilderness**



Selected Subunits:

Mt. St. Helens NVM (Gifford Pinchot NF) (FY 2016)

\* A Site Visit is the entry of one person onto a national forest site or area to participate in recreation activities for an unspecified period of time.

† Survey respondents rated how crowded the site or area they were interviewed at was using a scale of 1 to 10 where 1 meant hardly anyone was there and 10 meant the site or area was overcrowded.