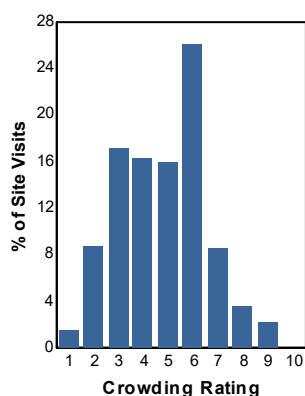


# Crowding Rating

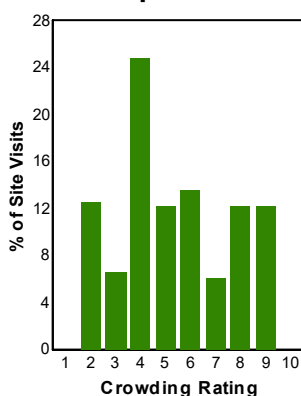
## Percent of Site Visits\* by Crowding Rating and Site Type

Crowding Rating†	Site Types (% of Site Visits)			
	Day Use Developed Sites	Overnight Use Developed Sites	Undeveloped Areas (GFAs)	Designated Wilderness
10 - Overcrowded	0.0	0.0	0.0	0.0
9	2.2	12.2	0.0	0.0
8	3.6	12.2	5.4	0.0
7	8.6	6.1	0.0	0.0
6	26.0	13.5	11.2	0.0
5	15.9	12.2	16.7	0.0
4	16.3	24.8	11.1	0.0
3	17.1	6.5	22.3	0.0
2	8.7	12.6	33.3	0.0
1 - Hardly anyone there	1.5	0.0	0.0	0.0
<b>Average Rating</b>	<b>4.8</b>	<b>5.4</b>	<b>3.7</b>	

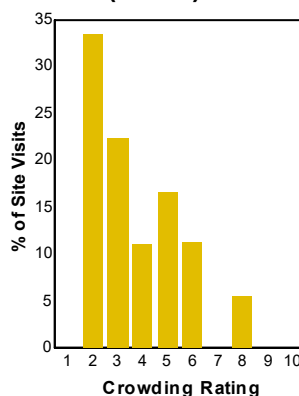
**Day Use Developed Sites**



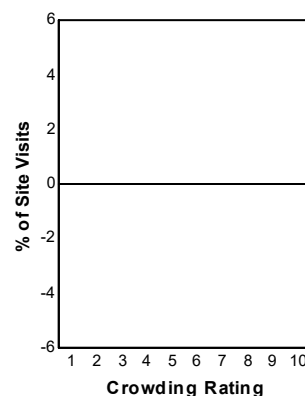
**Overnight Use Developed Sites**



**Undeveloped Areas (GFAs)**



**Designated Wilderness**



Selected Subunits:

Newberry Crater (NVM) Deschutes NF (FY 2018)

\* A Site Visit is the entry of one person onto a national forest site or area to participate in recreation activities for an unspecified period of time.

† Survey respondents rated how crowded the site or area they were interviewed at was using a scale of 1 to 10 where 1 meant hardly anyone was there and 10 meant the site or area was overcrowded.