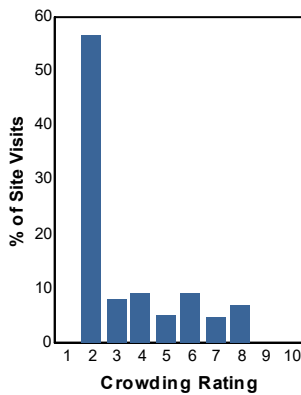


# Crowding Rating

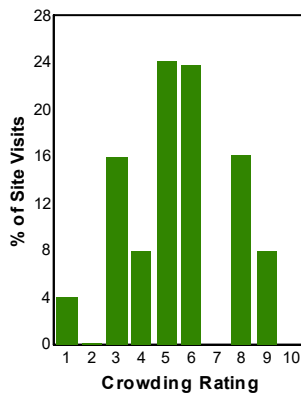
## Percent of Site Visits\* by Crowding Rating and Site Type

Crowding Rating†	Site Types (% of Site Visits)			
	Day Use Developed Sites	Overnight Use Developed Sites	Undeveloped Areas (GFAs)	Designated Wilderness
10 - Overcrowded	0.0	0.0	0.0	0.0
9	0.0	7.9	2.9	5.7
8	7.1	16.1	3.1	5.2
7	4.7	0.0	4.7	0.0
6	9.3	23.8	4.7	13.7
5	5.3	24.1	8.9	5.7
4	9.0	7.9	22.6	16.5
3	8.1	16.0	29.0	19.4
2	56.6	0.1	22.4	28.7
1 - Hardly anyone there	0.0	4.1	1.6	5.2
<b>Average Rating</b>	<b>3.5</b>	<b>5.5</b>	<b>3.8</b>	<b>3.9</b>

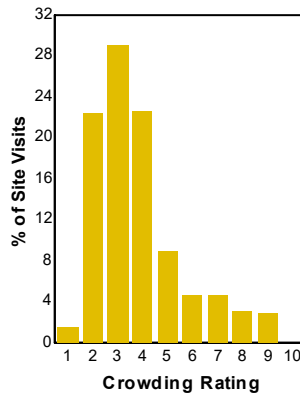
**Day Use Developed Sites**



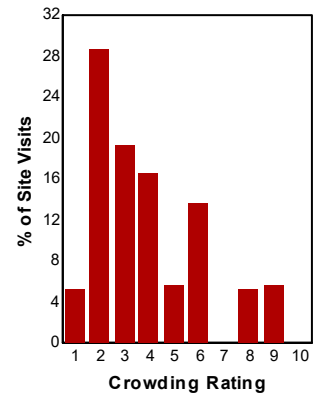
**Overnight Use Developed Sites**



**Undeveloped Areas (GFAs)**



**Designated Wilderness**



Selected Subunits:

Sawtooth NRA (Sawtooth NF) (FY 2015)

\* A Site Visit is the entry of one person onto a national forest site or area to participate in recreation activities for an unspecified period of time.

† Survey respondents rated how crowded the site or area they were interviewed at was using a scale of 1 to 10 where 1 meant hardly anyone was there and 10 meant the site or area was overcrowded.