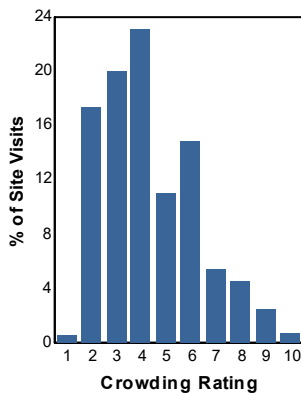


Crowding Rating

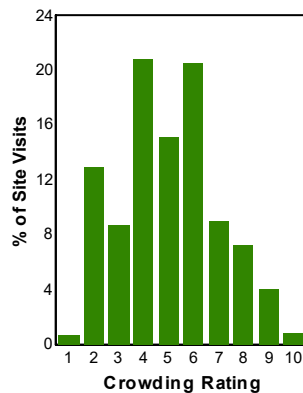
Percent of Site Visits* by Crowding Rating and Site Type

Crowding Rating†	Site Types (% of Site Visits)			
	Day Use Developed Sites	Overnight Use Developed Sites	Undeveloped Areas (GFAs)	Designated Wilderness
10 - Overcrowded	0.8	0.8	1.0	0.2
9	2.5	4.1	2.0	1.8
8	4.6	7.3	4.0	5.5
7	5.4	9.0	6.1	4.5
6	14.8	20.5	12.8	16.3
5	11.0	15.1	9.3	15.7
4	23.0	20.8	15.7	16.2
3	19.9	8.7	18.6	11.5
2	17.3	13.0	29.5	27.1
1 - Hardly anyone there	0.6	0.7	1.0	1.1
Average Rating	4.4	5.0	4.0	4.2

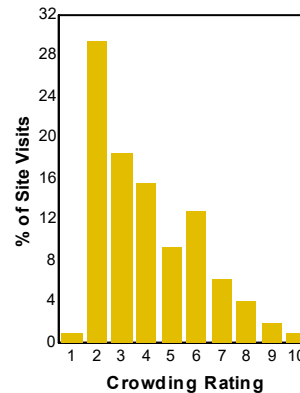
Day Use Developed Sites



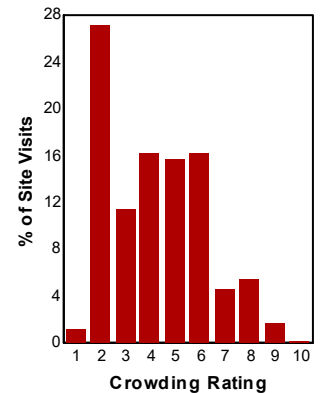
Overnight Use Developed Sites



Undeveloped Areas (GFAs)



Designated Wilderness



Selected Regions:

Intermountain Region (R4) (FY 2010, FY 2011, FY 2012, FY 2014, FY 2018)

* A Site Visit is the entry of one person onto a national forest site or area to participate in recreation activities for an unspecified period of time.

† Survey respondents rated how crowded the site or area they were interviewed at was using a scale of 1 to 10 where 1 meant hardly anyone was there and 10 meant the site or area was overcrowded.