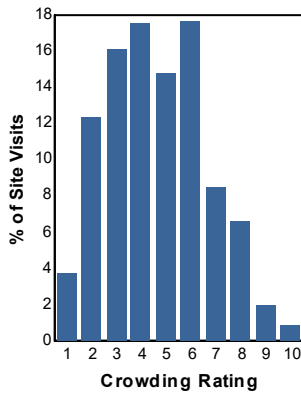


# Crowding Rating

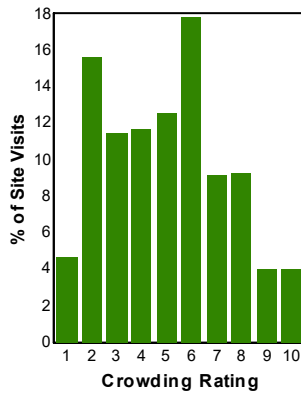
## Percent of Site Visits\* by Crowding Rating and Site Type

Crowding Rating†	Site Types (% of Site Visits)			
	Day Use Developed Sites	Overnight Use Developed Sites	Undeveloped Areas (GFAs)	Designated Wilderness
10 - Overcrowded	0.9	4.0	1.1	1.0
9	2.0	4.0	2.6	2.1
8	6.6	9.3	4.0	3.9
7	8.5	9.1	4.4	3.2
6	17.6	17.8	11.9	11.5
5	14.8	12.5	9.6	9.7
4	17.5	11.6	14.9	18.3
3	16.1	11.5	15.9	17.4
2	12.4	15.6	27.4	30.3
1 - Hardly anyone there	3.7	4.6	8.1	2.7
<b>Average Rating</b>	<b>4.7</b>	<b>5.0</b>	<b>3.9</b>	<b>3.9</b>

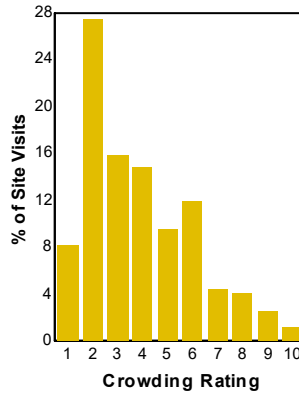
**Day Use Developed Sites**



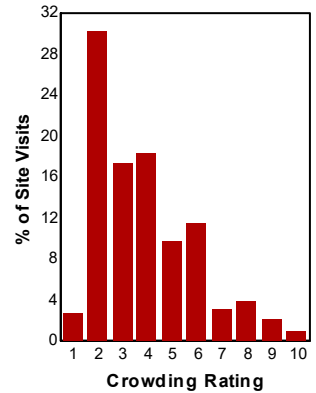
**Overnight Use Developed Sites**



**Undeveloped Areas (GFAs)**



**Designated Wilderness**



**Selected Regions:**

Northern Region (R1) (FY 2005, FY 2006, FY 2007, FY 2008, FY 2009)

Rocky Mountain Region (R2) (FY 2005, FY 2006, FY 2007, FY 2008, FY 2009)

\* A Site Visit is the entry of one person onto a national forest site or area to participate in recreation activities for an unspecified period of time.

† Survey respondents rated how crowded the site or area they were interviewed at was using a scale of 1 to 10 where 1 meant hardly anyone was there and 10 meant the site or area was overcrowded.