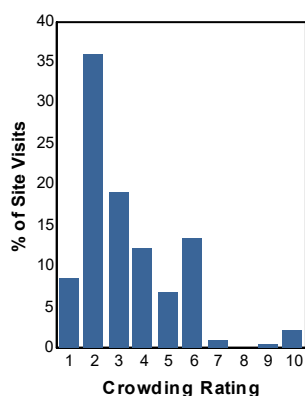


Crowding Rating

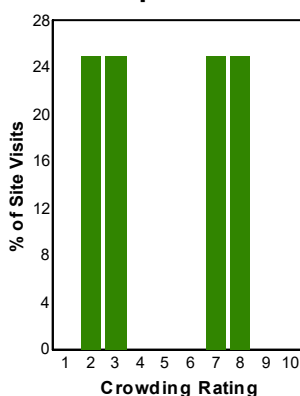
Percent of Site Visits* by Crowding Rating and Site Type

Crowding Rating†	Site Types (% of Site Visits)			
	Day Use Developed Sites	Overnight Use Developed Sites	Undeveloped Areas (GFAs)	Designated Wilderness
10 - Overcrowded	2.2	0.0	1.0	0.0
9	0.5	0.0	2.0	0.8
8	0.0	25.0	3.0	0.4
7	1.1	25.0	7.3	0.8
6	13.5	0.0	14.4	12.4
5	6.7	0.0	8.3	9.4
4	12.3	0.0	14.7	19.2
3	19.1	25.0	18.9	17.6
2	36.1	25.0	18.2	29.2
1 - Hardly anyone there	8.6	0.0	12.4	10.2
Average Rating	3.4	5.0	3.9	3.4

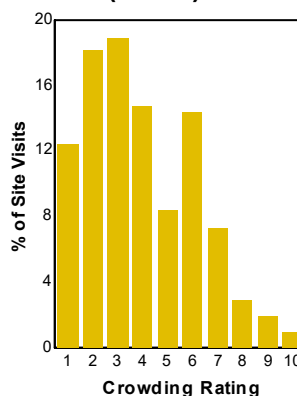
Day Use Developed Sites



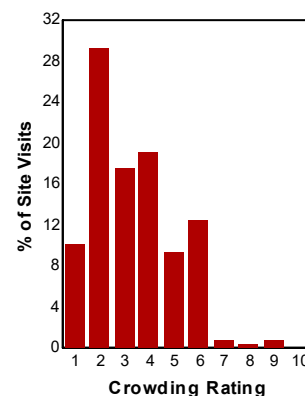
Overnight Use Developed Sites



Undeveloped Areas (GFAs)



Designated Wilderness



Selected Forests:

White Mountain NF (FY 2020)

* A Site Visit is the entry of one person onto a national forest site or area to participate in recreation activities for an unspecified period of time.

† Survey respondents rated how crowded the site or area they were interviewed at was using a scale of 1 to 10 where 1 meant hardly anyone was there and 10 meant the site or area was overcrowded.