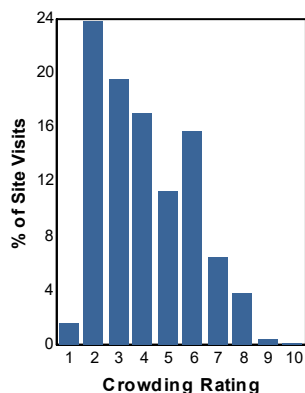


Crowding Rating

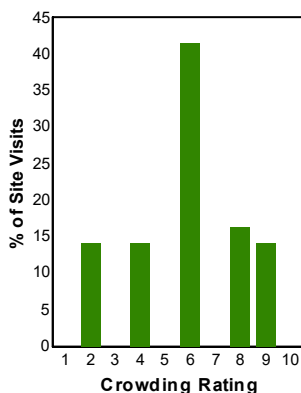
Percent of Site Visits* by Crowding Rating and Site Type

Crowding Rating†	Site Types (% of Site Visits)			
	Day Use Developed Sites	Overnight Use Developed Sites	Undeveloped Areas (GFAs)	Designated Wilderness
10 - Overcrowded	0.2	0.0	2.8	0.0
9	0.5	14.0	3.2	6.8
8	3.9	16.2	5.5	9.5
7	6.5	0.0	2.8	0.8
6	15.8	41.6	26.6	19.6
5	11.4	0.0	13.4	20.7
4	17.0	14.0	13.6	12.9
3	19.6	0.0	16.0	12.4
2	23.7	14.2	16.0	17.4
1 - Hardly anyone there	1.5	0.0	0.0	0.0
Average Rating	4.1	5.9	4.8	4.9

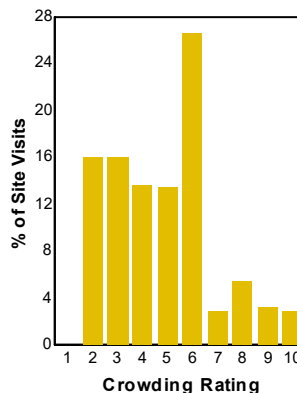
Day Use Developed Sites



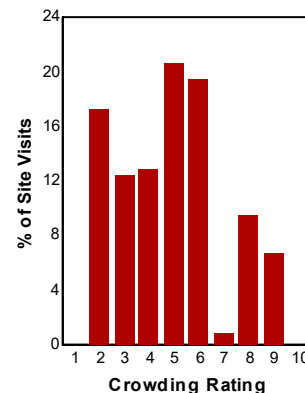
Overnight Use Developed Sites



Undeveloped Areas (GFAs)



Designated Wilderness



Selected Forests:

Monongahela NF (FY 2019)

* A Site Visit is the entry of one person onto a national forest site or area to participate in recreation activities for an unspecified period of time.

† Survey respondents rated how crowded the site or area they were interviewed at was using a scale of 1 to 10 where 1 meant hardly anyone was there and 10 meant the site or area was overcrowded.