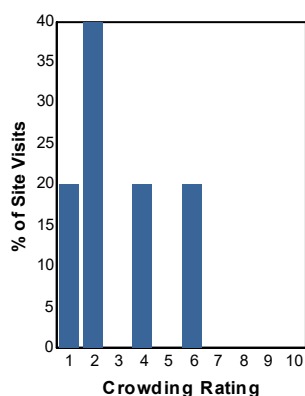


# Crowding Rating

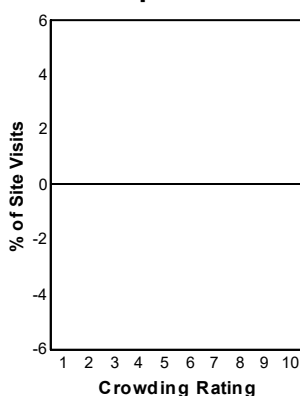
## Percent of Site Visits\* by Crowding Rating and Site Type

Crowding Rating†	Site Types (% of Site Visits)			
	Day Use Developed Sites	Overnight Use Developed Sites	Undeveloped Areas (GFAs)	Designated Wilderness
10 - Overcrowded	0.0	0.0	0.0	0.0
9	0.0	0.0	0.0	0.0
8	0.0	0.0	1.0	0.0
7	0.0	0.0	2.0	0.0
6	20.0	0.0	10.6	0.0
5	0.0	0.0	10.1	0.0
4	20.0	0.0	9.9	0.0
3	0.0	0.0	35.3	0.0
2	40.0	0.0	31.2	0.0
1 - Hardly anyone there	20.0	0.0	0.0	0.0
<b>Average Rating</b>	<b>3.0</b>		<b>3.4</b>	

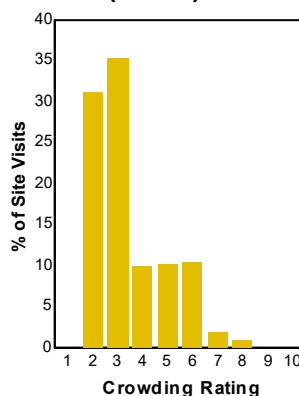
**Day Use Developed Sites**



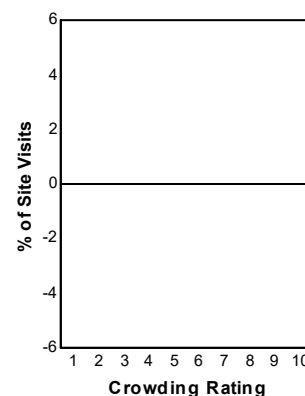
**Overnight Use Developed Sites**



**Undeveloped Areas (GFAs)**



**Designated Wilderness**



Selected Forests:

Midewin National Tallgrass Prairie (FY 2018)

\* A Site Visit is the entry of one person onto a national forest site or area to participate in recreation activities for an unspecified period of time.

† Survey respondents rated how crowded the site or area they were interviewed at was using a scale of 1 to 10 where 1 meant hardly anyone was there and 10 meant the site or area was overcrowded.