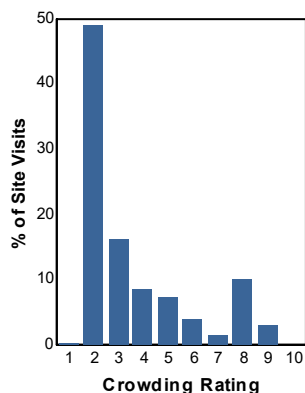


Crowding Rating

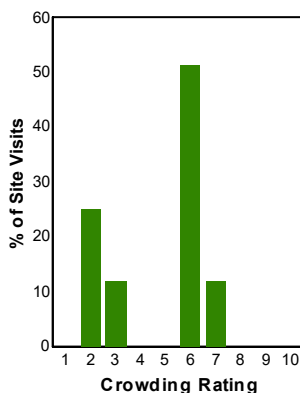
Percent of Site Visits* by Crowding Rating and Site Type

Crowding Rating†	Site Types (% of Site Visits)			
	Day Use Developed Sites	Overnight Use Developed Sites	Undeveloped Areas (GFAs)	Designated Wilderness
10 - Overcrowded	0.0	0.0	0.9	0.0
9	3.1	0.0	8.8	14.3
8	10.0	0.0	3.5	0.0
7	1.4	11.8	5.0	28.6
6	4.0	51.4	22.2	28.6
5	7.2	0.0	5.1	0.0
4	8.6	0.0	11.8	0.0
3	16.4	11.8	11.5	14.3
2	49.0	25.1	31.2	14.3
1 - Hardly anyone there	0.4	0.0	0.0	0.0
Average Rating	3.6	4.8	4.5	5.7

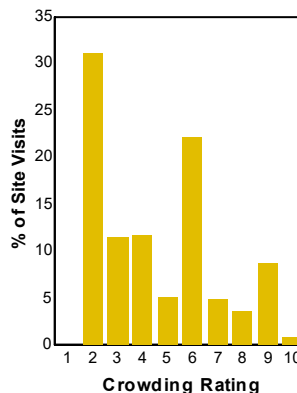
Day Use Developed Sites



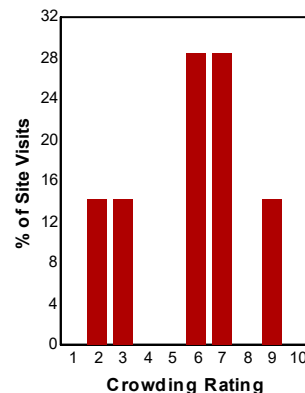
Overnight Use Developed Sites



Undeveloped Areas (GFAs)



Designated Wilderness



Selected Forests:

Superior NF (FY 2016)

* A Site Visit is the entry of one person onto a national forest site or area to participate in recreation activities for an unspecified period of time.

† Survey respondents rated how crowded the site or area they were interviewed at was using a scale of 1 to 10 where 1 meant hardly anyone was there and 10 meant the site or area was overcrowded.