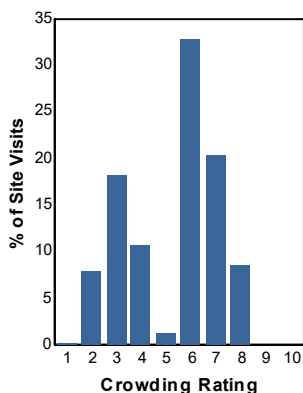


# Crowding Rating

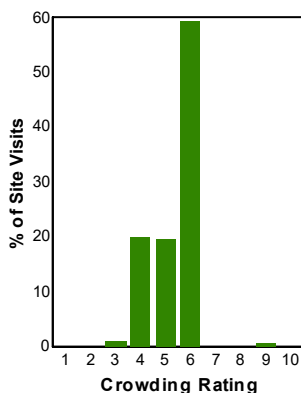
## Percent of Site Visits\* by Crowding Rating and Site Type

Crowding Rating†	Site Types (% of Site Visits)			
	Day Use Developed Sites	Overnight Use Developed Sites	Undeveloped Areas (GFAs)	Designated Wilderness
10 - Overcrowded	0.0	0.0	0.0	0.3
9	0.0	0.5	0.5	0.0
8	8.5	0.0	4.5	3.7
7	20.4	0.0	0.5	5.7
6	32.7	59.2	10.4	13.3
5	1.3	19.4	8.2	8.5
4	10.7	19.9	19.0	23.4
3	18.2	1.0	28.2	16.7
2	7.9	0.0	28.6	28.4
1 - Hardly anyone there	0.3	0.0	0.0	0.0
<b>Average Rating</b>	<b>5.3</b>	<b>5.4</b>	<b>3.7</b>	<b>4.0</b>

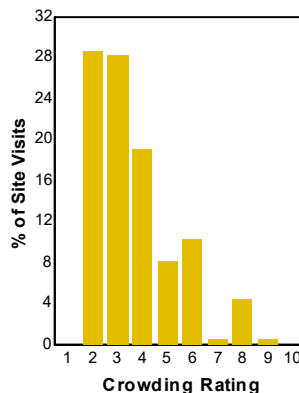
**Day Use Developed Sites**



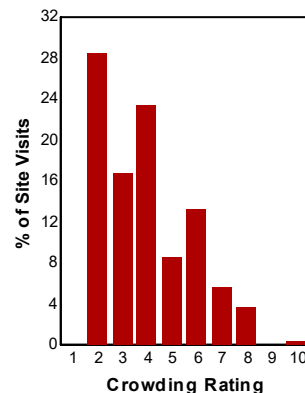
**Overnight Use Developed Sites**



**Undeveloped Areas (GFAs)**



**Designated Wilderness**



Selected Forests:

Chattahoochee-Oconee NF (FY 2014)

\* A Site Visit is the entry of one person onto a national forest site or area to participate in recreation activities for an unspecified period of time.

† Survey respondents rated how crowded the site or area they were interviewed at was using a scale of 1 to 10 where 1 meant hardly anyone was there and 10 meant the site or area was overcrowded.