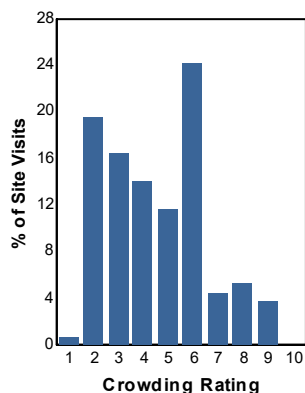


Crowding Rating

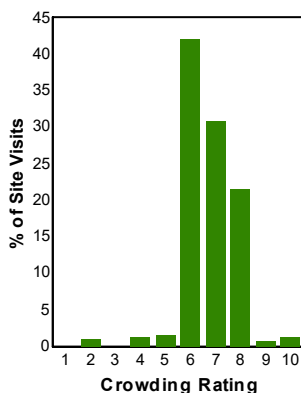
Percent of Site Visits* by Crowding Rating and Site Type

Crowding Rating†	Site Types (% of Site Visits)			
	Day Use Developed Sites	Overnight Use Developed Sites	Undeveloped Areas (GFAs)	Designated Wilderness
10 - Overcrowded	0.0	1.2	0.0	0.0
9	3.7	0.6	4.7	0.0
8	5.3	21.4	0.0	0.0
7	4.4	30.8	0.9	3.2
6	24.1	42.1	9.4	0.0
5	11.6	1.6	13.0	6.5
4	14.1	1.2	6.5	20.2
3	16.5	0.0	31.2	29.8
2	19.5	1.1	30.8	40.3
1 - Hardly anyone there	0.7	0.0	3.5	0.0
Average Rating	4.6	6.7	3.5	3.1

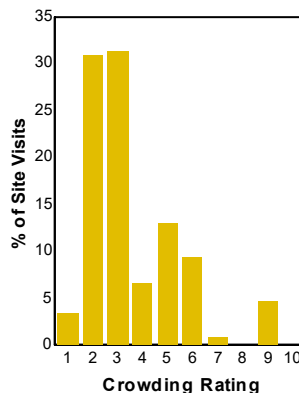
Day Use Developed Sites



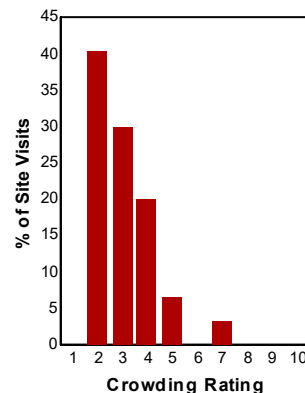
Overnight Use Developed Sites



Undeveloped Areas (GFAs)



Designated Wilderness



Selected Forests:

Gifford Pinchot NF (FY 2016)

* A Site Visit is the entry of one person onto a national forest site or area to participate in recreation activities for an unspecified period of time.

† Survey respondents rated how crowded the site or area they were interviewed at was using a scale of 1 to 10 where 1 meant hardly anyone was there and 10 meant the site or area was overcrowded.