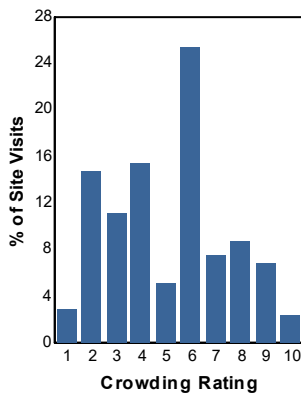


# Crowding Rating

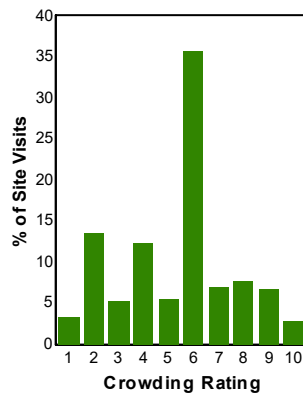
## Percent of Site Visits\* by Crowding Rating and Site Type

Crowding Rating†	Site Types (% of Site Visits)			
	Day Use Developed Sites	Overnight Use Developed Sites	Undeveloped Areas (GFAs)	Designated Wilderness
10 - Overcrowded	2.4	2.9	1.4	0.1
9	6.9	6.8	8.8	1.3
8	8.7	7.6	5.7	5.0
7	7.6	6.9	3.7	4.0
6	25.3	35.8	25.6	21.9
5	5.1	5.5	11.3	5.1
4	15.4	12.4	10.4	21.9
3	11.2	5.3	10.3	14.5
2	14.7	13.5	20.5	25.0
1 - Hardly anyone there	2.9	3.2	2.2	1.1
<b>Average Rating</b>	<b>5.1</b>	<b>5.4</b>	<b>4.9</b>	<b>4.2</b>

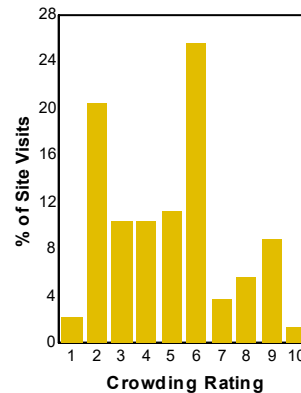
**Day Use Developed Sites**



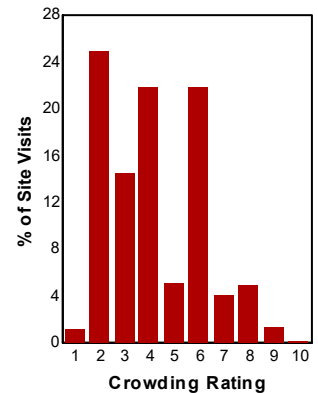
**Overnight Use Developed Sites**



**Undeveloped Areas (GFAs)**



**Designated Wilderness**



### Selected Forests:

Angeles NF (FY 2006)  
 Cleveland NF (FY 2009)  
 Los Padres NF (FY 2009)  
 San Bernardino NF (FY 2009)

\* A Site Visit is the entry of one person onto a national forest site or area to participate in recreation activities for an unspecified period of time.

† Survey respondents rated how crowded the site or area they were interviewed at was using a scale of 1 to 10 where 1 meant hardly anyone was there and 10 meant the site or area was overcrowded.