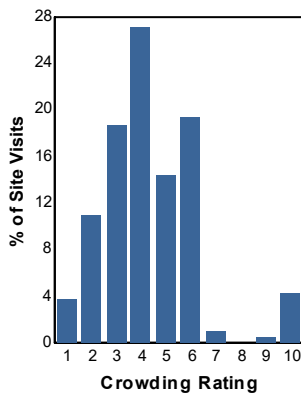


Crowding Rating

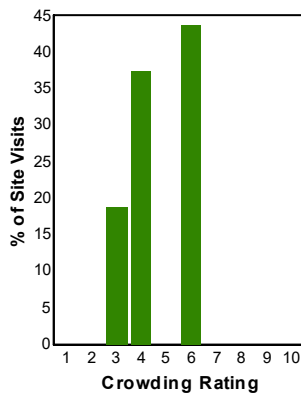
Percent of Site Visits* by Crowding Rating and Site Type

Crowding Rating†	Site Types (% of Site Visits)			
	Day Use Developed Sites	Overnight Use Developed Sites	Undeveloped Areas (GFAs)	Designated Wilderness
10 - Overcrowded	4.3	0.0	3.3	0.0
9	0.5	0.0	3.3	7.1
8	0.0	0.0	7.9	6.9
7	1.1	0.0	6.8	7.1
6	19.3	43.8	16.2	15.6
5	14.3	0.0	21.9	15.0
4	27.1	37.5	20.8	17.9
3	18.7	18.7	10.5	15.8
2	10.9	0.0	8.1	13.9
1 - Hardly anyone there	3.8	0.0	1.1	0.7
Average Rating	4.3	4.7	5.1	4.8

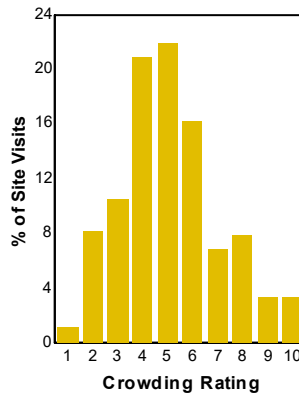
Day Use Developed Sites



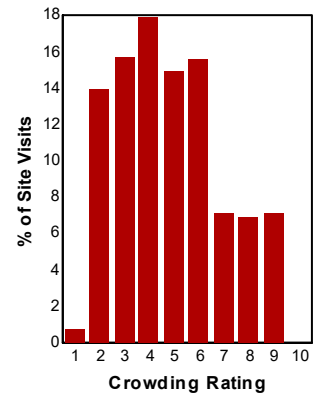
Overnight Use Developed Sites



Undeveloped Areas (GFAs)



Designated Wilderness



Selected Forests:

Humboldt-Toiyabe NF - Spring Mountains NRA (FY 2016)

* A Site Visit is the entry of one person onto a national forest site or area to participate in recreation activities for an unspecified period of time.

† Survey respondents rated how crowded the site or area they were interviewed at was using a scale of 1 to 10 where 1 meant hardly anyone was there and 10 meant the site or area was overcrowded.