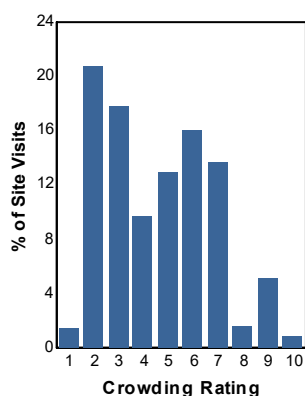


# Crowding Rating

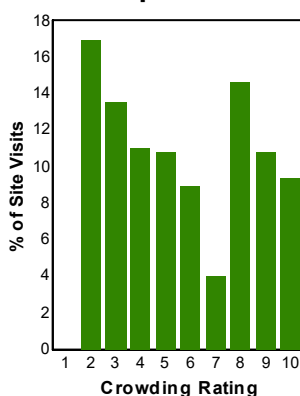
## Percent of Site Visits\* by Crowding Rating and Site Type

Crowding Rating†	Site Types (% of Site Visits)			
	Day Use Developed Sites	Overnight Use Developed Sites	Undeveloped Areas (GFAs)	Designated Wilderness
10 - Overcrowded	0.9	9.4	5.8	6.0
9	5.2	10.8	2.8	6.0
8	1.6	14.6	4.8	0.6
7	13.6	4.0	7.6	1.2
6	16.0	8.9	11.9	11.8
5	13.0	10.8	9.9	4.2
4	9.7	11.0	11.2	9.9
3	17.8	13.5	19.8	15.1
2	20.7	17.0	20.1	18.5
1 - Hardly anyone there	1.4	0.0	6.0	26.7
<b>Average Rating</b>	<b>4.6</b>	<b>5.6</b>	<b>4.5</b>	<b>3.7</b>

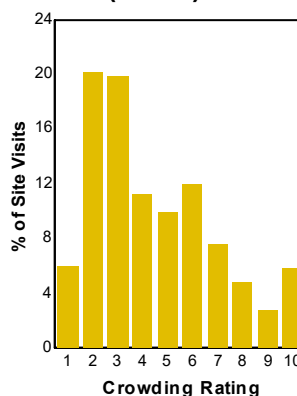
**Day Use Developed Sites**



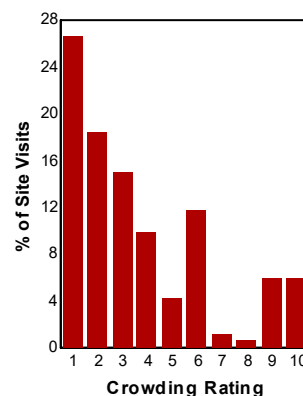
**Overnight Use Developed Sites**



**Undeveloped Areas (GFAs)**



**Designated Wilderness**



Selected Forests:

Tonto NF (FY 2016)

\* A Site Visit is the entry of one person onto a national forest site or area to participate in recreation activities for an unspecified period of time.

† Survey respondents rated how crowded the site or area they were interviewed at was using a scale of 1 to 10 where 1 meant hardly anyone was there and 10 meant the site or area was overcrowded.