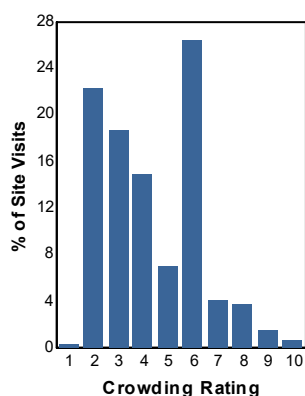


# Crowding Rating

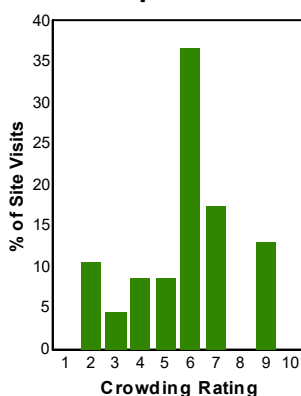
## Percent of Site Visits\* by Crowding Rating and Site Type

Crowding Rating†	Site Types (% of Site Visits)			
	Day Use Developed Sites	Overnight Use Developed Sites	Undeveloped Areas (GFAs)	Designated Wilderness
10 - Overcrowded	0.8	0.0	0.8	0.4
9	1.6	13.1	2.4	2.9
8	3.8	0.0	2.6	8.7
7	4.2	17.5	2.4	6.6
6	26.5	36.6	18.9	26.5
5	7.1	8.8	8.0	11.0
4	15.0	8.8	15.1	15.5
3	18.6	4.6	18.6	15.9
2	22.2	10.6	29.5	11.0
1 - Hardly anyone there	0.3	0.0	1.7	1.6
<b>Average Rating</b>	<b>4.4</b>	<b>5.7</b>	<b>4.0</b>	<b>4.9</b>

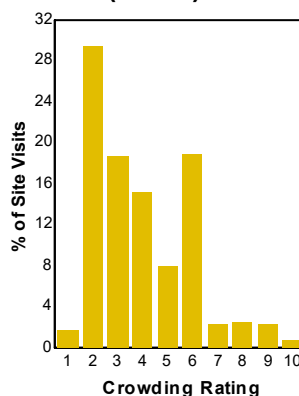
**Day Use Developed Sites**



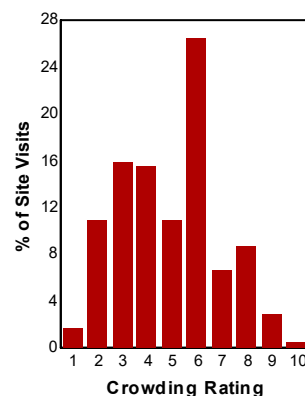
**Overnight Use Developed Sites**



**Undeveloped Areas (GFAs)**



**Designated Wilderness**



Selected Forests:

Coconino NF (FY 2015)

\* A Site Visit is the entry of one person onto a national forest site or area to participate in recreation activities for an unspecified period of time.

† Survey respondents rated how crowded the site or area they were interviewed at was using a scale of 1 to 10 where 1 meant hardly anyone was there and 10 meant the site or area was overcrowded.