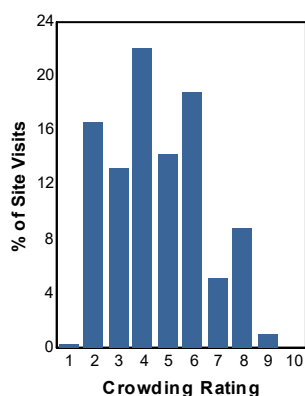


Crowding Rating

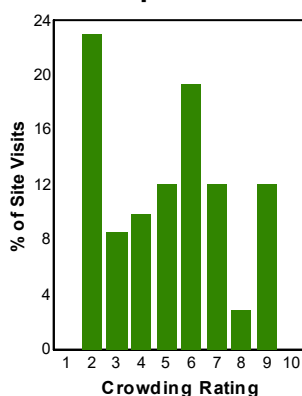
Percent of Site Visits* by Crowding Rating and Site Type

Crowding Rating†	Site Types (% of Site Visits)			
	Day Use Developed Sites	Overnight Use Developed Sites	Undeveloped Areas (GFAs)	Designated Wilderness
10 - Overcrowded	0.0	0.0	0.0	0.0
9	1.0	12.1	3.4	5.6
8	8.8	2.9	1.7	16.7
7	5.1	12.1	3.7	11.1
6	18.8	19.4	7.5	22.2
5	14.3	12.1	10.5	0.0
4	22.0	9.9	12.6	11.1
3	13.2	8.6	14.4	11.1
2	16.5	23.0	46.2	22.2
1 - Hardly anyone there	0.3	0.0	0.0	0.0
Average Rating	4.6	5.0	3.5	5.2

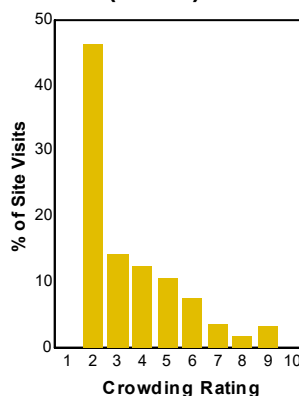
Day Use Developed Sites



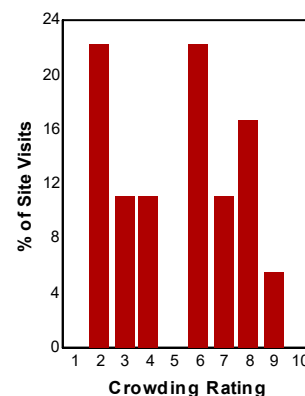
Overnight Use Developed Sites



Undeveloped Areas (GFAs)



Designated Wilderness



Selected Forests:

Flathead NF (FY 2015)

* A Site Visit is the entry of one person onto a national forest site or area to participate in recreation activities for an unspecified period of time.

† Survey respondents rated how crowded the site or area they were interviewed at was using a scale of 1 to 10 where 1 meant hardly anyone was there and 10 meant the site or area was overcrowded.