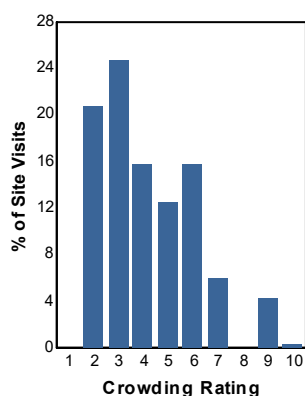


Crowding Rating

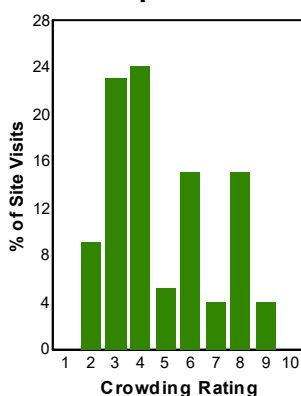
Percent of Site Visits* by Crowding Rating and Site Type

Crowding Rating†	Site Types (% of Site Visits)			
	Day Use Developed Sites	Overnight Use Developed Sites	Undeveloped Areas (GFAs)	Designated Wilderness
10 - Overcrowded	0.3	0.0	0.2	0.0
9	4.2	4.0	13.7	3.8
8	0.0	15.2	6.9	1.6
7	6.0	4.0	7.3	9.7
6	15.8	15.2	11.0	23.3
5	12.5	5.2	11.0	5.4
4	15.7	24.2	14.6	13.5
3	24.8	23.1	17.8	19.0
2	20.7	9.2	17.6	23.8
1 - Hardly anyone there	0.0	0.0	0.0	0.0
Average Rating	4.2	4.9	5.0	4.4

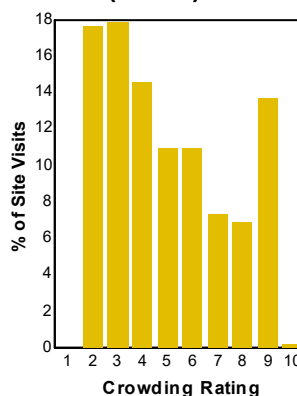
Day Use Developed Sites



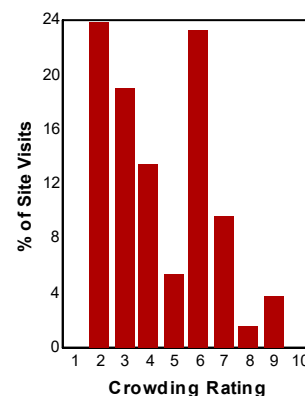
Overnight Use Developed Sites



Undeveloped Areas (GFAs)



Designated Wilderness



Selected Forests:

Bitterroot NF (FY 2017)

* A Site Visit is the entry of one person onto a national forest site or area to participate in recreation activities for an unspecified period of time.

† Survey respondents rated how crowded the site or area they were interviewed at was using a scale of 1 to 10 where 1 meant hardly anyone was there and 10 meant the site or area was overcrowded.